






Supplied to protect the course prior to The Open Championships of 2003, 2006, 2011, 2014, 2019 & 2021 as well as the Irish Open of 2012, 2015, 2017 & 2020



With Multimat the playing surface is consistent even if the ground is soft and wet or frozen hard. If you wish to protect your grass tees in addition to your fairways, place Multimat on the 1st Tee, push a tee peg into the hole near the front of the mat, place the ball on the tee peg and hit as normal. If you wish only to protect your fairways, tee off as normal without the mat. Walk to the fairway where the ball has hopefully landed. Place the ball on the mat near the front without a tee peg and hit the fairway shot as normal and so on until the hole is completed. The remaining holes are played the same way.

Multimat is a purpose designed, patented product that offers the following benefits in a highly cost-effective and user-friendly format:

- ✗ No divots
- ✗ No additional ground maintenance
- ✗ No time wasting repairs
- ✗ No shoddy astroturf or carpet
- ✗ No parts to lose or break
- ✓ Innovative, cost effective solution
- ✓ An open course equals extra revenue
- ✓ Used at over 500 venues worldwide
- ✓ Lower course maintenance costs
- ✓ Easy to use for all levels of player
- ✓ Ideal pre-tournament course protection
- ✓ Promotes sustainable golf by saving time and money
- ✓ Ideal for personal use during COVID-19 restrictions



- Durable and flexible special blend of plastic which will not break when miss-hit, even when frozen to minus 20°C.
- Grippers on both sides restrict mat movement during shots.
- Recessed areas prevent ball movement, even on the steepest slopes.
- Double sided lightweight design with choice of 2 consistent playing surfaces.
- Double ended one piece plastic moulding means no parts to lose, replace or break.
- Compact and portable. Measures just 15.5" x 4.5".
- Lasts for many years. No breakages reported since introduction over 10 years ago.

TUFTED SIDE - FAIRWAY SHOTS

RECOMMENDED

Place ball in the recess near front of mat. Any miss hits will hit mat - no divots.

Best side for high handicap players. But try smooth side also.



SMOOTH SIDE - FAIRWAY SHOTS

RECOMMENDED

Place ball in the recess near front of mat. Any miss hits will hit mat - no divots.

Best side for lower handicap players. But try tufted side also.



SMOOTH SIDE - TEE SHOTS





RECOMMENDED

Place tee peg and ball in the recess near front of mat.

Any miss hits will hit mat - no divots.



THE BELOW SETUP'S ARE NOT RECOMMENDED



PLACING BALL TOWARDS REAR OF MAT OR OVERHANGING SIDE OR REAR EDGE OF MAT IS NOT RECOMMENDED. ANY MISS HITS WILL RESULT IN DIVOTS AND THE MAT FLYING DOWN THE FAIRWAY RESULTING IN POOR SHOTS.

Multimat™ IS RECOMMENDED FOR HEAVY PROLONGED USE THROUGHOUT THE WINTER MONTHS